


# Smart Construction Groupware Release information 27.8.2024

---



EARTHBRAIN

- We will release these contents on the following schedule.

**Release Schedule : JST 27<sup>th</sup>, August (expected) 19:00~23:00**  
**(During releasing, temporally can not access the application)**

NO.	Functions	Summary	Details
1	My calendar	<b>New function</b> We have implemented a function that allows you to register personal appointments and refer to the schedules of related parties by integrating them on a single screen.	Please refer to the explanation on the following page.
2	Calendar Sites/Groups	<b>Function improvement</b> Along with the implementation of My Calendar, minor modifications have been made.	Please refer to the explanation on the following page.
3	License Management	<b>New function</b> To use Groupware's optional features, we have implemented a license management function.	* Optional functions are not available now. * Please wait for our announcement for the provision of optional functions.
4	Management of bulletin boards	<b>New function</b> For multiple bulletin boards, we have implemented a function that allows you to create and post comments on bulletin boards at once.	Please refer to the explanation on the following page.
5	Discussion board viewing settings	<b>New function</b> We have implemented a function that allows you to set who can view the bulletin board.	Please refer to the explanation on the following page.

- We will release these contents on the following schedule.

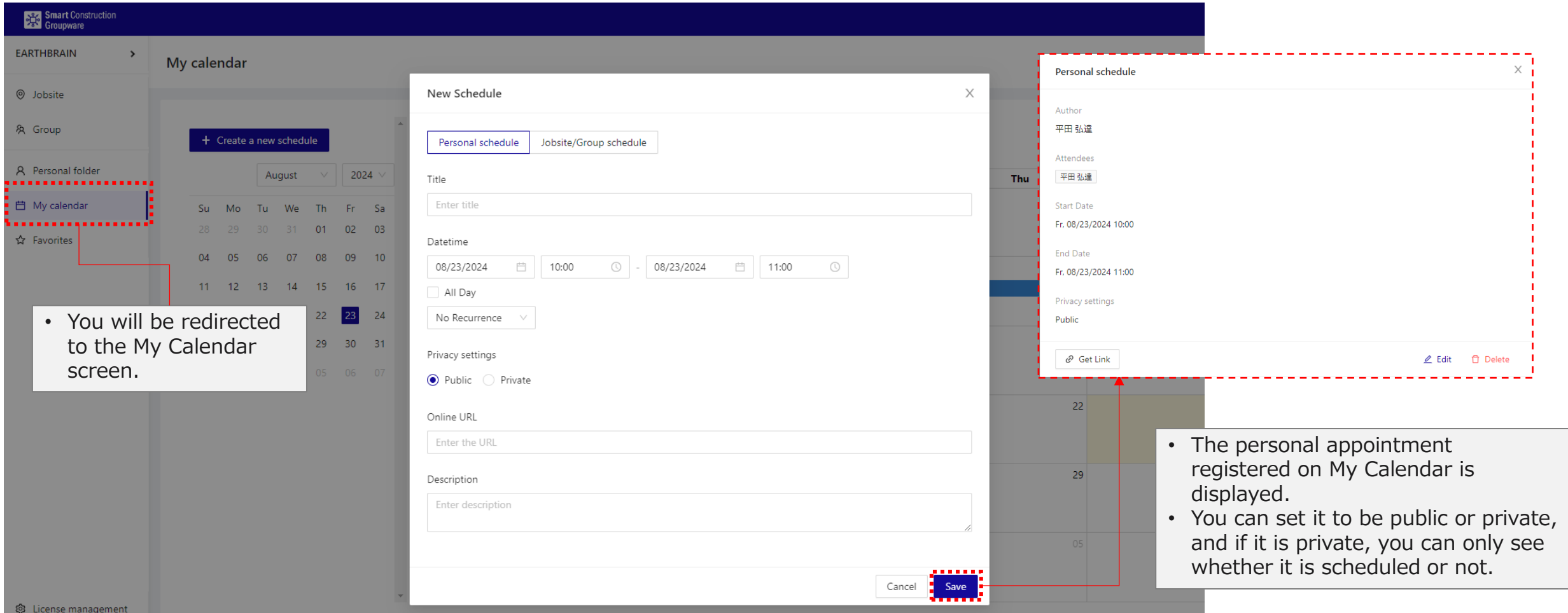
**Release Schedule : JST 27<sup>th</sup>, August (expected) 19:00~23:00**  
**(During releasing, temporally can not access the application)**

NO.	Functions	Summary	Details
6	Folders & Files	<b>Function improvement</b> UIを一部改善しました。 ・フォルダ階層を移動する際のカーソルアイコンの変更 ・検索欄の表示位置を変更 ・現場一覧へ戻るボタンを削除 ・アイテム選択時の挙動を変更	Please refer to the explanation on the following page.
7	Viewer (2D/3D)	<b>Bug fix</b> Bug fixes related to viewers. - Fixed the problem that IFC ver4 was not displayed. - Fixed the problem that textures were not displayed.	As shown on the left.
8	Multiple language	<b>Bug fix</b> Fixed the translation of some words.	As shown on the left.
9	Create Template Folder	<b>Delete function</b> Due to the addition of new functions, the template folder creation function is removed.	As shown on the left.

## No1

We have implemented a function to register individual appointments, and a function that allows you to refer to on-site schedules and related parties' schedules all at once on a single screen.

### Register personal appointments



The screenshot displays the EARTHBRAIN 'My calendar' interface. A 'New Schedule' modal is open, allowing users to create a personal appointment. The modal includes fields for title, datetime (start and end), recurrence, privacy settings (Public/Private), online URL, and description. A 'Save' button is highlighted with a red dashed box. To the right, a 'Personal schedule' details view shows the appointment information, including author (平田 弘達), attendees (平田 弘達), start and end dates (Fr, 08/23/2024 10:00 to 11:00), and privacy settings (Public). A 'Get Link' button and 'Edit/Delete' options are also visible. A red dashed box highlights the 'Personal schedule' details view.

**My calendar**

August 2024

Su	Mo	Tu	We	Th	Fr	Sa
28	29	30	31	01	02	03
04	05	06	07	08	09	10
11	12	13	14	15	16	17
22	23	24				
29	30	31				
05	06	07				

**New Schedule**

Personal schedule | Jobsite/Group schedule

Title: Enter title

Datetime: 08/23/2024 10:00 - 08/23/2024 11:00

All Day

Recurrence: No Recurrence

Privacy settings:  Public  Private

Online URL: Enter the URL

Description: Enter description

Buttons: Cancel, Save

**Personal schedule**

Author: 平田 弘達

Attendees: 平田 弘達

Start Date: Fr, 08/23/2024 10:00

End Date: Fr, 08/23/2024 11:00

Privacy settings: Public

Buttons: Get Link, Edit, Delete

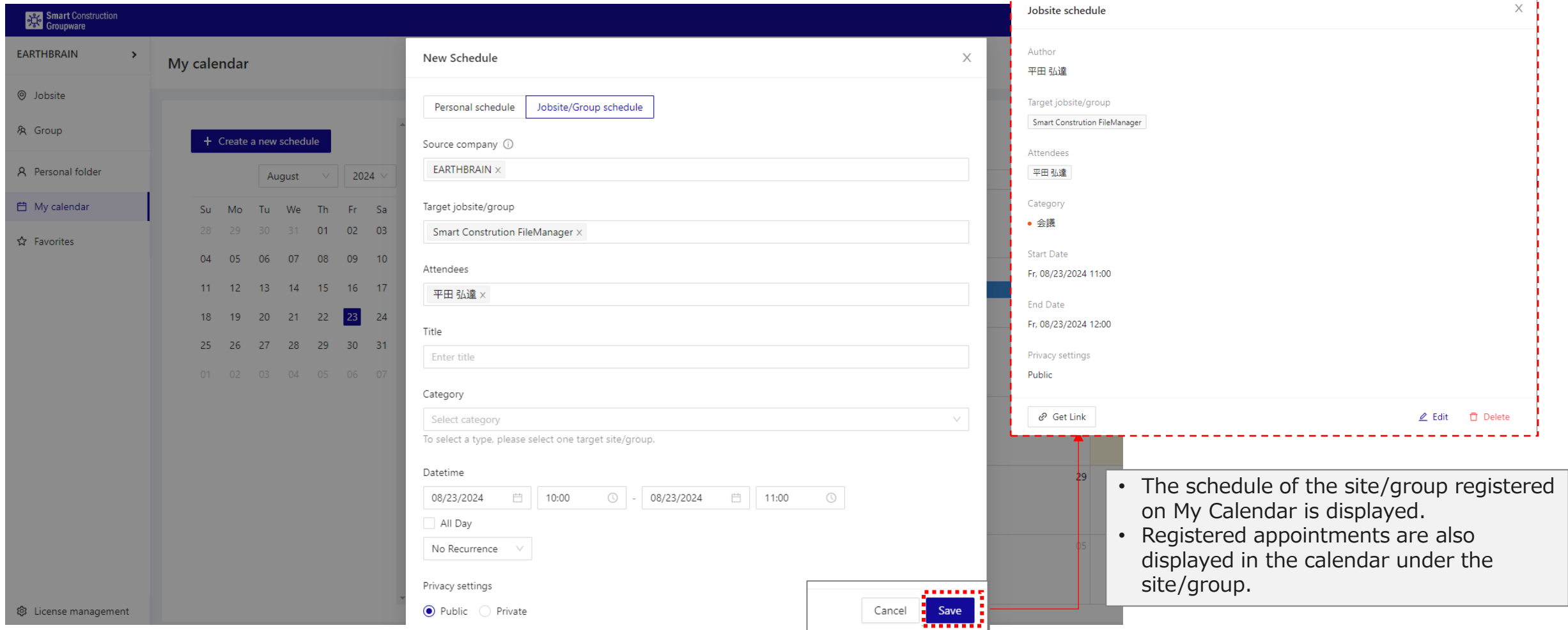
- You will be redirected to the My Calendar screen.

- The personal appointment registered on My Calendar is displayed.
- You can set it to be public or private, and if it is private, you can only see whether it is scheduled or not.

## No1

We have implemented a function to register individual appointments, and a function that allows you to refer to on-site schedules and related parties' schedules all at once on a single screen.

### Register Jobsite/group appointments



**New Schedule**

Personal schedule | **Jobsite/Group schedule**

Source company: EARTHRAIN

Target jobsite/group: Smart Construction FileManager

Attendees: 平田 弘達

Title: Enter title

Category: Select category

Datetime: 08/23/2024 10:00 - 08/23/2024 11:00

Privacy settings:  Public  Private

**Jobsite schedule**

Author: 平田 弘達

Target jobsite/group: Smart Construction FileManager

Attendees: 平田 弘達

Category: 会議

Start Date: Fr, 08/23/2024 11:00

End Date: Fr, 08/23/2024 12:00

Privacy settings: Public

Get Link | Edit | Delete

Cancel | **Save**

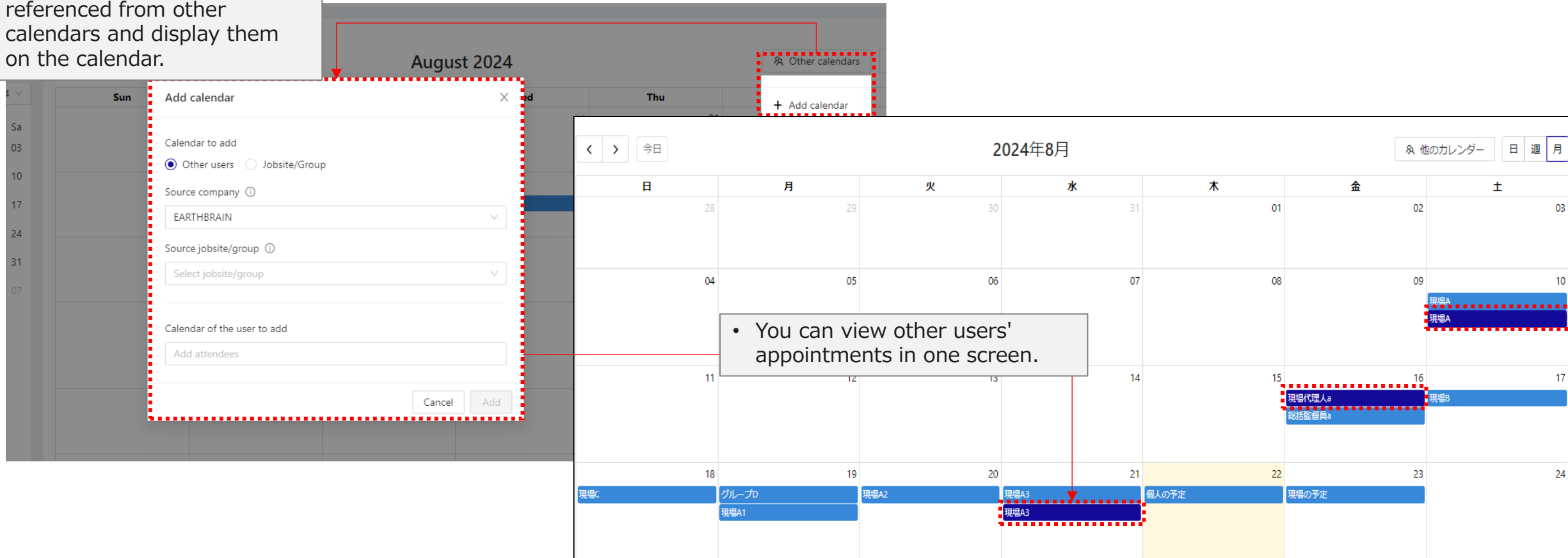
- The schedule of the site/group registered on My Calendar is displayed.
- Registered appointments are also displayed in the calendar under the site/group.

## No1

We have implemented a function to register individual appointments, and a function that allows you to refer to on-site schedules and related parties' schedules all at once on a single screen.

### Referencing an appointment

- You can add users and on-site appointments that have been referenced from other calendars and display them on the calendar.



The screenshot displays the 'August 2024' calendar interface. A modal window titled 'Add calendar' is open, showing options to add a calendar from 'Other users' or 'Jobsite/Group'. The 'Other users' option is selected, and the 'Source company' is set to 'EARTH BRAIN'. The 'Calendar of the user to add' field contains 'Add attendees'. A callout box points to the 'Add attendees' field with the text: 'You can view other users' appointments in one screen.'

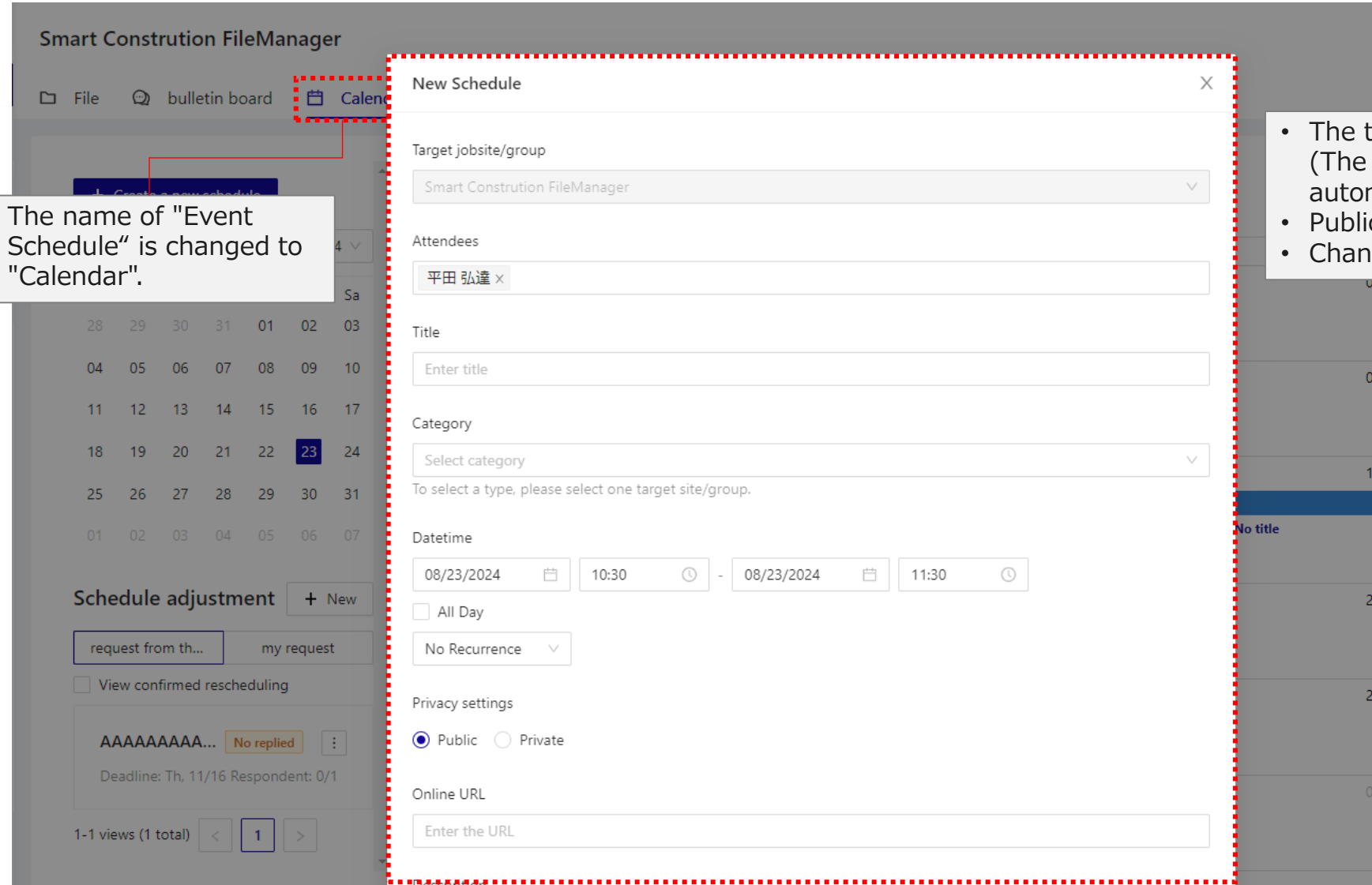
The main calendar view shows a grid for August 2024. A callout box points to a specific appointment on August 20th, '現場A3', with the text: 'You can view other users' appointments in one screen.'

日	月	火	水	木	金	土
28	29	30	31	01	02	03
04	05	06	07	08	09	10
11	12	13	14	15	16	17
18	19	20	21	22	23	24

Key appointments visible in the calendar:

- 現場A (Aug 10)
- 現場A (Aug 10)
- 現場代理人a (Aug 16)
- 総括監督員a (Aug 16)
- 現場B (Aug 17)
- 現場C (Aug 18)
- グループD (Aug 19)
- 現場A1 (Aug 19)
- 現場A2 (Aug 19)
- 現場A3 (Aug 20)
- 現場A3 (Aug 20)
- 現場A3 (Aug 20)
- 個人の予定 (Aug 21)
- 現場の予定 (Aug 22)

No2  
 Along with the implementation of My Calendar, minor modifications have been made.



The screenshot displays the 'Smart Construction FileManager' interface. A 'New Schedule' dialog box is open, allowing users to create a new event. The dialog box includes the following fields and options:

- Target jobsite/group:** A dropdown menu currently set to 'Smart Construction FileManager'.
- Attendees:** A text input field containing '平田 弘達'.
- Title:** A text input field with the placeholder 'Enter title'.
- Category:** A dropdown menu with the placeholder 'Select category'.
- Datetime:** Two date and time pickers. The first is set to '08/23/2024' at '10:30', and the second is set to '08/23/2024' at '11:30'.
- Privacy settings:** Radio buttons for 'Public' (selected) and 'Private'.
- Online URL:** A text input field with the placeholder 'Enter the URL'.

In the background, a calendar grid shows the date '23' highlighted. A 'Calendar' icon in the top navigation bar is highlighted with a red dashed box. A 'Schedule adjustment' section is visible at the bottom left of the interface.

- The name of "Event Schedule" is changed to "Calendar".

- The target jobsite/group item has been added. (The current jobsite/group will be set automatically)
- Public/private settings items have been added.
- Changed the order of items in general.

## No4

We have implemented a function that allows you to create and post comments on bulletin boards at multiple sites at once.

### Bulk management of bulletin boards

Bulk management of message boards

• You can narrow down by company, site, or group.

Company: 
Jobsite/Group:

Search by subject, text, and co... 
Status:  including completion

Edit the selected bulletin board (0)

Create bulletin boards all at once


• It is now possible to operate the bulletin board of the site to which you belong (across companies) at once.

status	Title	Company	Jobsite/Group	Author	Created	Publication range	Last Modified By	Last Upd
<input type="checkbox"/> <span style="background-color: #e0e0e0; padding: 2px;">In Progress</span>	For all information	EARTHBRAIN	テスト現場	平田 弘達	08/23/2024 10:33	all members	平田 弘達	08/23/20
<input type="checkbox"/> <span style="background-color: #e0e0e0; padding: 2px;">In Progress</span>	For all information	EARTHBRAIN	Smart Constrution FileMana...	平田 弘達	08/23/2024 10:33	all members	平田 弘達	08/23/20
<input type="checkbox"/> <span style="background-color: #e0e0e0; padding: 2px;">In Progress</span>	For all information	EARTHBRAIN	SC Groupware Test Site	平田 弘達	08/23/2024 10:33	all members	平田 弘達	08/23/20
<input type="checkbox"/> <span style="background-color: #e0e0e0; padding: 2px;">In Progress</span>	For all information	EARTHBRAIN	ASP電子納品テストその2	平田 弘達	08/23/2024 10:33	all members	平田 弘達	08/23/20
<input type="checkbox"/> <span style="background-color: #e0e0e0; padding: 2px;">In Progress</span>	TEST Board 1	EARTHBRAIN	Smart Constrution FileMana...	平田 弘達	08/23/2024 10:32	all members	平田 弘達	08/23/20
<input type="checkbox"/> <span style="background-color: #e0e0e0; padding: 2px;">In Progress</span>	TEST	EARTHBRAIN	ASP電子納品テストその1	平田 弘達	08/06/2024 09:33	all members	平田 弘達	08/06/20

1-6 views (6 total)
 <
1
>

NEW
In Progress
🔍
X


For all information

  
 平田 弘達

08/23/2024 10:33

Information for all employees

Latest comments
[View bulletin board details](#)

  
 No data

• You can view a preview of the selected discussion.



## No4

We have implemented a function that allows you to create and post comments on bulletin boards at multiple sites at once.

### Create a discussion board in bulk

Create bulletin boards all at once

- You can select Sites/Groups to create bulletin boards in bulk.

Bulletin board name


Text

@

Jobsite/Group:

Smart Construction FileManager x SC Groupware Test Site x テスト現場 x

File selection



drop file to upload  
or

Select from computer

Cancel Create

### Manage multiple boards

Create bulletin boards all at once

- You can perform operations such as posting comments on the selected bulletin board at once.

	Jobsite/Group
<input checked="" type="checkbox"/>	Smart Construction FileManager
<input type="checkbox"/>	テスト現場
<input type="checkbox"/>	Smart Construction FileManager
<input type="checkbox"/>	SC Groupware Test Site

Edit the selected bulletin board (2)  
 Post a comment  
 change status  
 Remove bookmark  
 Delete

Post a comment

Selecting 2 bulletin board

- TEST Board 1
- For all information

Comment

@ I≡

Upload

Cancel Register

No5  
 We have implemented a function that allows you to set who can view the bulletin board.

Bulletin board creation

Bulletin board name  
 Enter title

Publication range  
 all members  specify members

Text  
 Enter a comment (enter @ to notify members)  
 @

File selection  
 drop file to upload  
 or  
 Select from computer Select from file list

Cancel Create

Bulletin board creation

Bulletin board name  
 Enter title

Publication range  
 all members  specify members

Members who can view  
 Select members who can view

Nishimura Landlog  
 梶谷 和輝  
 渡邊 圭祐  
 原田 真裕  
 和田 真澄  
 大野 淳司  
 川口 貴大  
 横内 浩志

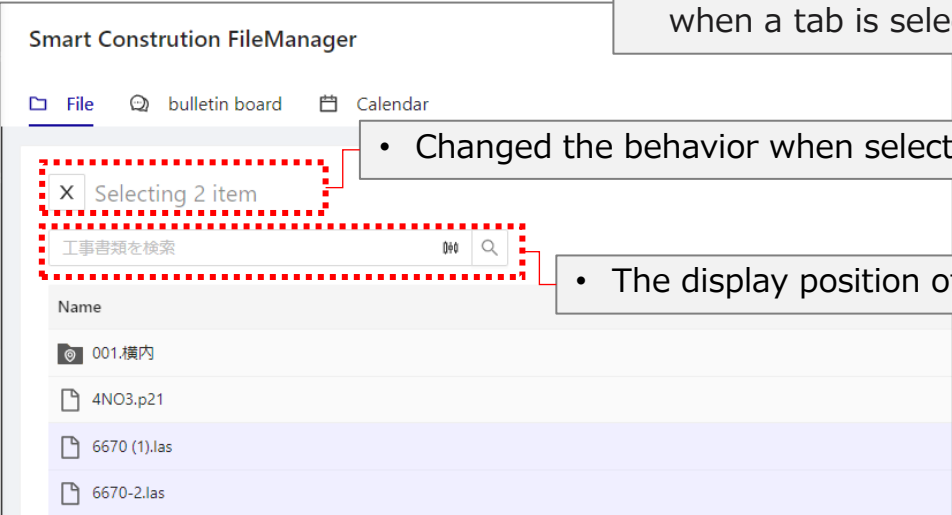
drop file

The bulletin board will be published only to the members you specify.

## No6

Some UI improvements have been made.

### After the change



Smart Construction FileManager

- The cursor is now displayed differently when a tab is selected.
- Changed the behavior when selecting an item.
- The display position of the search field has been changed.

File | bulletin board | Calendar

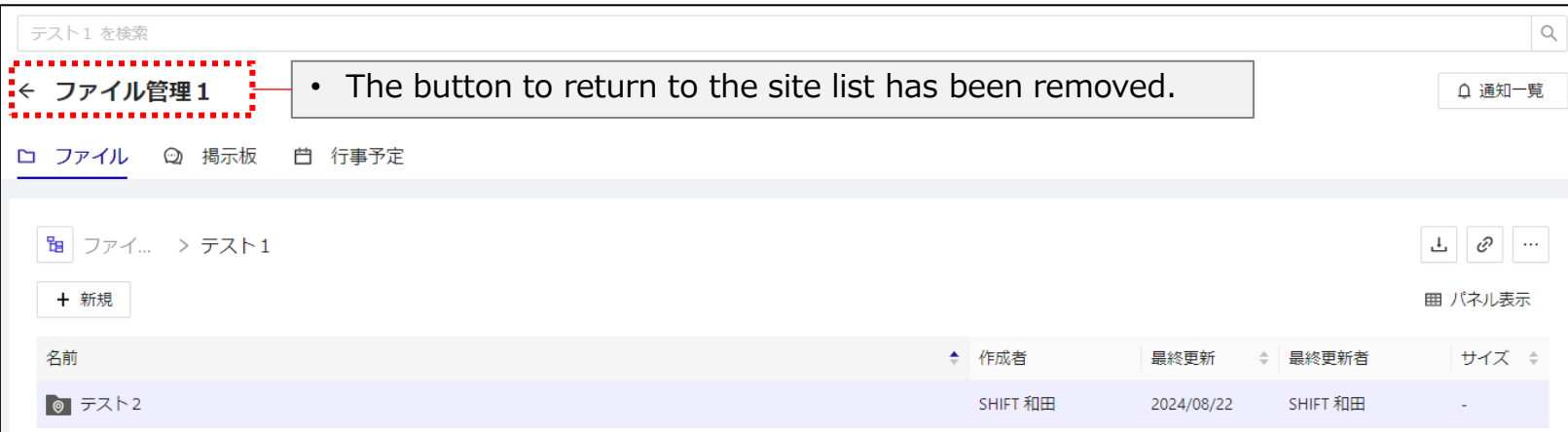
X Selecting 2 item

工事書類を検索

Name

- 001.構内
- 4NO3.p21
- 6670 (1).las
- 6670-2.las

### Before the change



テスト1 を検索

< ファイル管理 1

通知一覧

ファイル | 掲示板 | 行事予定

ファイ... > テスト1

+ 新規

パネル表示

名前	作成者	最終更新	最終更新者	サイズ
テスト2	SHIFT 和田	2024/08/22	SHIFT 和田	-

